

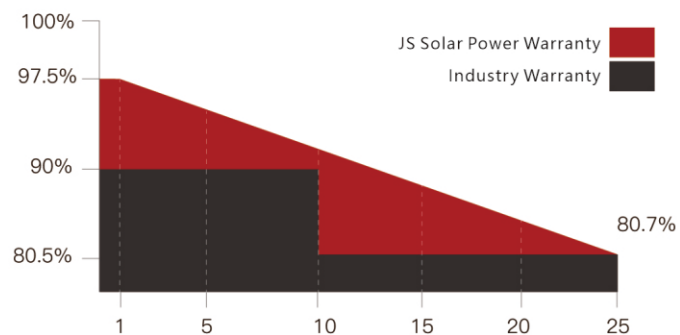
120 SERIES MONOCRYSTALLINE PHOTOVOLTAIC MODULES

PEAK POWER: 350-375 W_p

FEATURES INCLUDE:

- 120 half-cells (166mm-9BB) connected in series
- Positive power tolerance of 0~3% improves system performance
- Industry-leading module efficiency: maximum efficiency of 20.3%
- Tested up to 5400Pa for maximum load resistance
- Verified resistance against PID effects
- Progressive Power Warranty guarantees 80.7% of rated power at 25 years
- Manufactured globally with world-class quality standards
- Strict salt spray and ammonia corrosion test by TUVSUD.

25-YEAR POWER WARRANTY

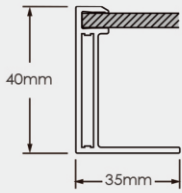
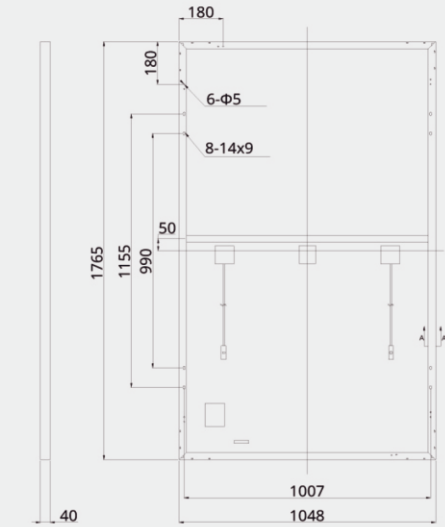


CERTIFICATIONS & STANDARDS*



Application Class A
Safety Class II

PHYSICAL CHARACTERISTICS

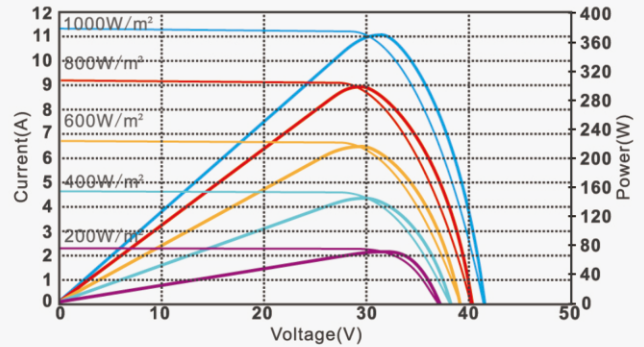


- * Refer to module installation instructions for maximum loading configurations.
- * Frame: 35 mm height is optional.
- * Frame: Black is applicative.

PHYSICAL DESIGN PROPERTIES

Dimension	1765x1048x40 mm
Weight	21kg
Glass	3.2mm low iron tempered glass
Junction Box	IP \geq 67
Output Cables	Portrait: N350mm/P350mm
Connectors	MC4 Compatible
Packing	26pcs/ pallet, 676pcs/ container (HQ)

IV CURVE



ELECTRICAL PERFORMANCE

Electrical Performance @ STC	JS350M	JS355M	JS360M	JS365M	JS370M	JS375M
Maximum Power Pmax[Wp]	350	335	360	365	370	375
Max. Power Voltage Vmpp(V)	33.3	33.5	33.7	33.9	34.1	34.3
Max. Power Current Imp(A)	10.52	10.61	10.69	10.78	10.86	10.94
Open Circuit Voltage Voc(V)	40.2	40.2	40.4	40.6	40.8	41.0
Short Circuit Current Isc(A)	11.28	11.33	11.40	11.47	11.54	11.61
Module Efficiency (%)	18.9%	19.2%	19.5%	19.7%	20.0%	20.3%

ELECTRICAL PERFORMANCE PARAMETERS

Isc Temperature Coefficient	α (%/°C)	+0.05	Max. Series Fuse	20A
Voc Temperature Coefficient	β (%/°C)	-0.36	Max. System Voltage	IEC 1000V / 1500V
Pmax Temperature Coefficient	γ (%/°C)	-0.28	Nominal Operating Cell Temp. (NOCT)	45°C \pm 3°C
Efficiency Reduction at 200W/m ² , 25°C		<5%		

IV parameters are rated at Standard Test Conditions (Irradiance of 1000 W/m², AM 1.5, cell temperature 25°C). All measurements are guaranteed at the laminate leads. NOCT is measured at 800 W/m², 20°C ambient, and 1 m/s windspeed. Specifications are subject to change without notice. JS Solar reserves the rights of final interpretation and revision on this datasheet.